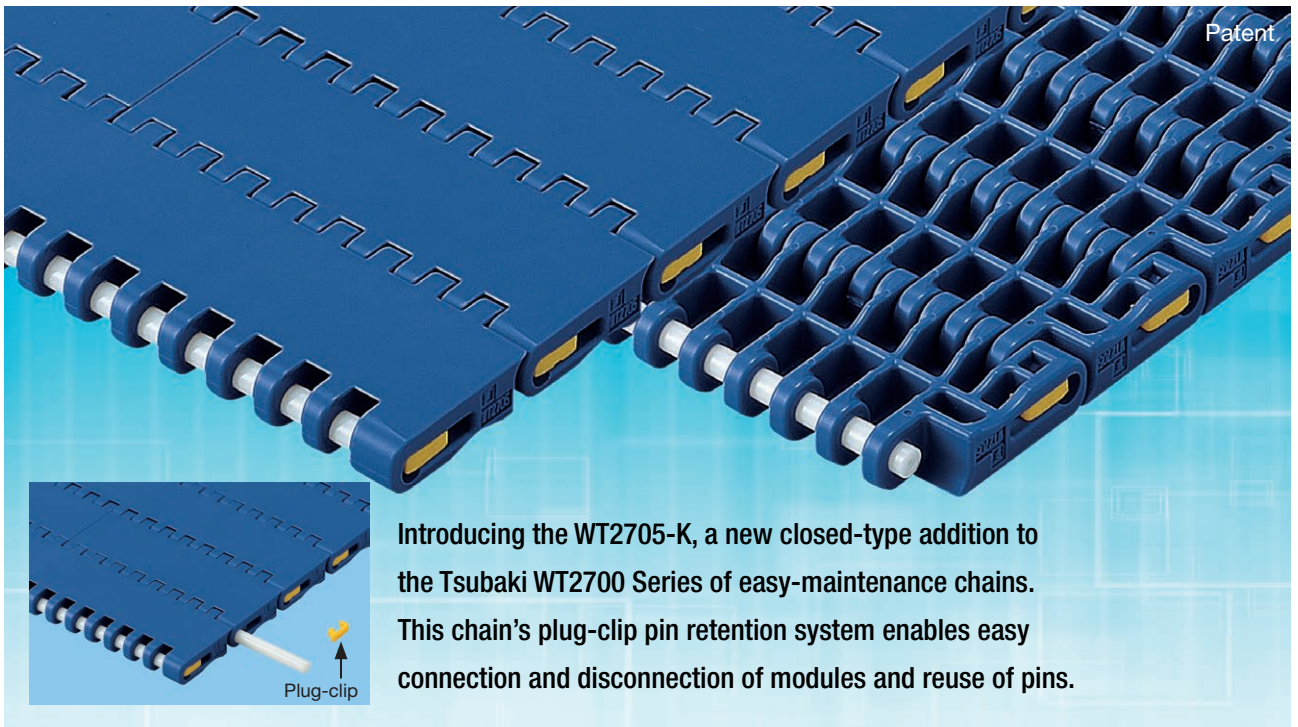


TSUBAKI PLASTIC MODULAR CHAIN WT2705-K

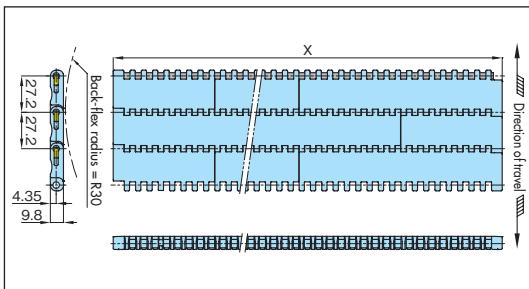
PLASTIC TOP CHAIN



Model Numbering

Chain type	Chain pitch	Chain type	Chain width	Chain material
WT	27	05	K24	B
	27: 27.2 mm	05: Closed type	Number denotes width in inches. Multiply the number by 25.4 to convert it into millimeters. Example: 24 x 25.4 = 609.6 mm	B: Standard (blue) LFB: Low Friction/ Wear Resistant (brown) HTW: Heat Resistant (white)

Note: Do not leave spaces between letters and symbols.



Chain material	Chain pitch mm	Link color	Open area %	Chain strength kN/m {kgf/m}	Approx. mass kg/m ²	Operating temperature range °C	Pin material	Pin retention system
Standard (B)	27.2	Blue	1.2	21.6(2200)	7.6	0 to 93	Polypropylene	Plug-clip
LFB		Brown						
HTW		White						
				10.8(1100)	5.2	5 to 105	Polypropylene	

- Note: 1. Values for chain strength are at an ambient temperature of 20°C and assume that tension acts uniformly over the entire chain width. The values in the table above are for chain that is one meter (1 m) in width. To calculate values for other chain widths, multiply the chain width in question by the chain strength for one-meter (1 m) wide chain.
 2. Operating temperature of (60) is for wet conditions.
 3. Contact a Tsubaki representative for chain specifications (materials) other than the above.
 4. Plug-clip color is yellow (material: polyacetal) for Standard and LFB chains and blue (material: polypropylene) for HTW chain.
 5. Max. allowable speed: 50 m/min.
 6. Allowable load graph is the same as that for WT2706-K chain. Please refer to the Tsubaki Plastic Modular Chain WT2706-K brochure for the allowable load graph.

Chain (Plastic Pins)

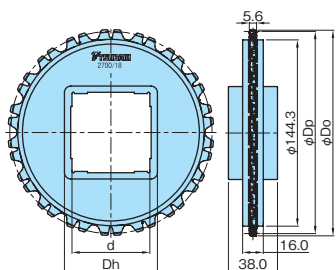
Chain width X mm	Standard B	Low Friction/Wear Resistant LFB	Heat Resistant HTW
	Tsubaki model no.	Tsubaki model no.	Tsubaki model no.
228.6	WT2705-K09-B	WT2705-K09-LFB	WT2705-K09-HTW
304.8	WT2705-K12-B	WT2705-K12-LFB	WT2705-K12-HTW
381.0	WT2705-K15-B	WT2705-K15-LFB	WT2705-K15-HTW
457.2	WT2705-K18-B	WT2705-K18-LFB	WT2705-K18-HTW
609.6	WT2705-K24-B	WT2705-K24-LFB	WT2705-K24-HTW
762.0	WT2705-K30-B	WT2705-K30-LFB	WT2705-K30-HTW
914.4	WT2705-K36-B	WT2705-K36-LFB	WT2705-K36-HTW
1066.8	WT2705-K42-B	WT2705-K42-LFB	WT2705-K42-HTW
1219.2	WT2705-K48-B	WT2705-K48-LFB	WT2705-K48-HTW
1371.6	WT2705-K54-B	WT2705-K54-LFB	WT2705-K54-HTW
1524.0	WT2705-K60-B	WT2705-K60-LFB	WT2705-K60-HTW

- Note: 1. Standard chain width is 76.2 mm (3 inches). Custom chain widths and widths greater than 1,524 mm are available upon request.
 2. Chain widths can be configured in 8.5 mm (1/3-inch) units, starting from a minimum width of 50.8 mm.
 3. Chain width X shown is a nominal width. Actual width range is $\pm 0.7\%$ at 20°C operating temperature. Chain width is subject to expansion or contraction with changes in temperature. Expansion/contraction rate is 0.00015/°C for Standard and LFB chains and 0.00011/°C for HTW chains, based on a reference temperature of 20°C.
 4. Made-to-order product.

Specifications (Plastic Chain Materials)

B	Standard Series	LFB	Low Friction/Wear Resistant Series	HTW	Heat Resistant Series
<h3>General-purpose polyacetal chain links</h3> <p>General-purpose type</p> <p>Uses a commercial-grade polyacetal resin with excellent mechanical properties (tensile strength, sliding characteristics).</p> <p>Applications</p> <ul style="list-style-type: none"> Versatile type of chain that can be used in a wide range of applications <p>Color: Blue</p>		<h3>Polyacetal chain links with better low-friction/anti-wear properties than the Standard Series</h3> <ol style="list-style-type: none"> Protects conveyed items Coefficient of friction is 15% to 45% lower than that of the Standard Series, resulting in reduced line pressure during accumulation and minimized potential for scratching or other damage to conveyed items. Long life (compared to Standard Series) Chain life is 1.2 to 2 times longer than the Standard Series because of lower chain load. Smooth divergence and accumulation of conveyed items Less required drive power <p>Applications</p> <ul style="list-style-type: none"> Ideal in harsh conditions (high speeds, high loads) where chain elongation is accelerated, resulting in short chain replacement cycles Ideal in high line pressure conditions where conveyed goods may be damaged <p>Color: Brown</p>		<h3>Polypropylene chain links with superb chemical resistance</h3> <ol style="list-style-type: none"> Maximum usable temperature: 105°C Ideal for use where hot water is used. Chemical resistant Excellent chemical resistance, including to acids and alkaline substances. Ideal for use where chemicals are used for cleaning. High friction Coefficient of friction is 1.2 to 1.6 times higher than that of the Standard Series. Can be used at a slight incline under dry conditions where there is no oil adhering to the conveyed items. Lightweight About 40% lighter than polyacetal chain. Reduces drive power requirements. <p>Applications</p> <ul style="list-style-type: none"> Conveyor lines in beverage plants where hot water is used Conveyor for batteries Slightly inclined conveyors <p>Color: White</p>	

Sprockets for WT2705-K Chain



Tsubaki model no.	No. of teeth	Pitch diameter Dp	Outside diameter Do	Dh	Bore shape	Bore diameter d	Approx. mass kg	Type	Material
WT-N2700-18T40S	18	156.64	159.7	52	Square	40	0.2	Solid	Reinforced polyamide (black)
WT-N2700-18T60S				72		60	0.2		
WT-N2700-18T65S				77		65	0.2		

- Note: 1. Made-to-order product.
 2. Operating temperature range: -20°C to 80°C
 3. Sprockets are made to fit loosely on the shaft to absorb differences in thermal expansion between the chain and conveyor, and to offset alignment errors between the sprocket and chain.
 4. The number of sprockets installed and the positions where they are installed will vary depending on load conditions. Please refer to the Tsubaki Plastic Modular Chain WT2706-K brochure.



For information not listed in this leaflet, such as allowable load graph, conveyor design and handling, safety precautions ⚠️ ⚠️, and warranty, please refer to the Tsubaki Plastic Modular Chain WT2706-K brochure. For accessories, including plastic rails and frame support parts, please refer to the Tsubaki Top Chain catalog.



TSUBAKIMOTO CHAIN CO.

Headquarters

Nakanoshima Mitsui Building
 3-3-3 Nakanoshima, Kita-ku
 Osaka 530-0005, Japan
 Phone : +81-6-6441-0011
 URL : <http://tsubakimoto.com/>

Chain & Power Transmission Sales

1-3 Kannabidai, 1-chome
 Kyotanabe, Kyoto 610-0360, Japan
 Phone : +81-774-64-5022

Figures in this leaflet are given in both SI units and gravimetric units (in { }). Figures in { } are for reference.

Note: In accordance with the policy of TSUBAKIMOTO CHAIN CO. to constantly improve its products, the specifications in this leaflet are subject to change without notice. The logos, brand names, or product names in this leaflet are trademarks or registered trademarks of Tsubakimoto Chain Co. in Japan and other countries.

This product has been granted a patent in the United States.

Catalog No. ME1405 ©2014/6 TSUBAKIMOTO CHAIN CO. Printed in Japan ©2,000